




Starting Kindergarten at
Cedar Hollow PS

For children and parents enrolling in
school for the Fall of 2021



Preparing my Child for School

- Work with your child to develop independence dressing and packing a bag
- Work with your child to develop independence in the washroom
 - Removing clothes, putting the seat up/down, wiping, flushing, washing, putting clothes back on
- Work with your child to develop independence at mealtime
 - Opening travel containers, choosing healthy items first.



Packing for School

The Backpack



- We recommend each child carry their own backpack with these tips in mind:
 - A 3- or 4-year-old needs a light load!
 - It should be able to carry a lunch, water bottle, and mail bag daily.
 - It should be able to occasionally hold shoes, a library book, and extra clothes – toys and pencil cases are not required
 - Aim for a bag about 25 cm wide, about 20 cm deep and about 45 cm tall... tiny backpacks are not recommended.


Packing for School

The Backpack!

- What to bring:
 - **Extra clothing and mask** in a Ziploc-like or reusable bag labelled for your child for when accidents or water spills happen
 - Change out these clothes as the seasons change
 - **Indoor shoes** (labelled) to keep at school (non-marking active shoes that your child can put on and take off independently – i.e., Velcro)
 - **Lunch pail and water bottle** (labelled) – should be able to fit inside a wash basin.

Nutrition Breaks and the Lunch Pail


- Our Kindergarteners are on a traditional day, which means they will have 2 breaks with 1 lunch in the middle.
 - 10:15 am to 10:30 am – Snack break
 - 11:30 am to 12:30 pm – Lunch break
 - 2:15 pm to 2:30 pm – Snack break
- As part of the kindergarten curriculum, students will also be spending approximately 45 mins outside everyday doing outdoor learning.
- Lunch pails of approximate size 25 cm long, 15 cm wide and 10 cm deep tend to fit nicely in school buckets, cubby spaces and backpacks.



Similar to this one



Packing a Healthy Lunch




- We recommend to children and their parents that they plan to have fruit, vegetables, yogurt or cheese or an alternative, some protein and a little snack... but no nuts, nut butters or imitation nut butters.
- Water bottles that can be filled at our chilled water filling stations are a great idea instead of drink boxes
- We are a registered Eco School, so any effort we can make to reduce waste is greatly appreciated.



Home School Connection

Communication




- Communication or Mail bags (returned daily) are used to
 - Send paper notices to and from school
 - Hold and protect the communication book and other Home Sharing folders
- Folders sent home invite children to work on something at home that has been introduced at school
- Communication books are used to maintain open communication about a child's progress
- The school and classroom may make use of SchoolMessenger or a private mail list for sending notices

Brightspace Online Portfolio

- Brightspace is an online portfolio and communication tool. It allows you to add and receive images of work and your child's activity at school
 - The portfolio stays with your child from year to year and/or school to school
 - The platform is ministry approved and both secure and private, so no images or videos are posted on any public websites

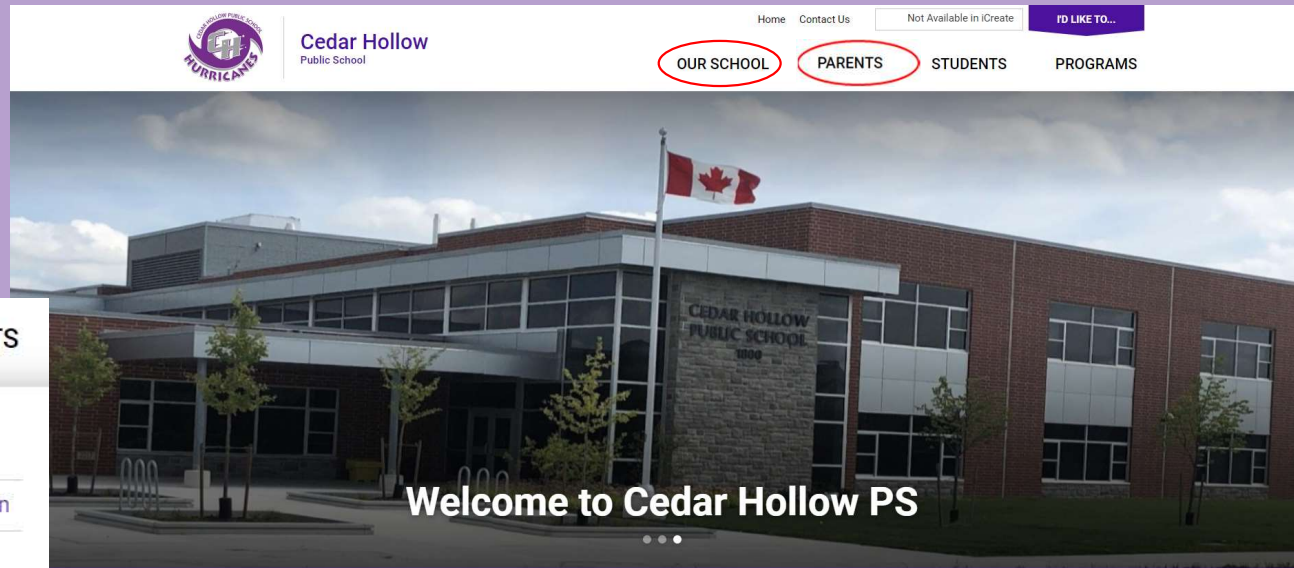
Come Play with Us



- Consider volunteering your time with you child's Kindergarten classroom
- Field trips require a 4 to 1 ratio of children to adults, so we'll need your help!
- Join us for walks, bus trips to shows and excursions, and even special in-class activities
- Start your process by initiating a ***Vulnerable Positions Screening Check*** with the London Police Services – a request form can be obtained from our school office.

School Website

<https://cedarhollow.tvdsb.ca>



OUR SCHOOL

PARENTS

[Our Staff](#)

[Privacy and Freedom of Information](#)

[Registration](#)

[Rent a School Space](#)

[School Calendar](#)

[School Newsletters](#)

[School Travel Planning](#)

[Transportation](#)

[Trustees](#)

[Volunteer](#)

OUR SCHOOL

PARENTS

[Attendance Reporting](#)

[Awards, Bursaries and Scholarships](#)

[Cedar Hollow School Council](#)

[Child Care](#)

[Conflict and Problem Resolution](#)

[Forms and Applications](#)

[Indigenous Education](#)

[Mental Health and Well-Being](#)

[New to Canada](#)

[Online Payments](#)

[Parent Engagement](#)

[Parent Portal](#)

[Provincial Testing](#)

Entry & Exit Routines and Procedures

Starting School in the Fall

- New Year 1 Kindergarten children often join classes in a staggered-entry
 - This means that not all new year-one Kindergarten children will start on the same day
 - This is done to help children adjust to the transition to school
 - Each family will be notified of their child's entry date via email
- All children will be met outside on the first few days to help them find their classroom teachers and their spot to line up

Coming and Going

- **Morning arrival:** Arrive at 8:45 am and 9:00 am to ensure they are supervised by staff
 - We recommend families follow a routine of hugging and saying goodbye at 9:00 am to allow for a clean transition to the care of your child's educators
- **Attendance:** Attendance is taken at 9:00 am, 11:25 am, and 2:05 pm each day
 - Safe Schools calls are placed when a child is marked absent
- **Pick up:** Families are to wait outside their child's coat room door just prior to 3:30 pm to receive their children
- **Children riding the bus:** young children are delivered to their lines and from their classrooms to the bus each day
- **Children in Before and After School Program:** an exchange is made between staff at the beginning and end of the day

Coming and Going

- Parents/Guardians and all **visitors sign in** at the office during the day
- **Items to be dropped** for your child can be brought to the office as well (e.g., a lunch or change of clothes)
- If a child is **arriving late or is leaving early**, the parent or guardian signs the child in or out at the office
- If **alternate care-givers** are to pick up your child should be **pre-arranged** through the teacher and/or the office.



See you in September!

Thank you! We look forward to
supporting your children!

